

India Corruption Survey 2019

Report





LocalCircles takes Social Media to the next level and makes it about Communities Governance and Utility. It enables citizens to connect with communities for most aspects of urban daily life like Neighborhood, Constituency, City, Government, Causes, Interests and Needs, seek information/assistance when needed, come together for various initiatives and improve their urban daily life. LocalCircles is free for citizens and always will be!

www.localcircles.com

Media contact: Akshay Gupta Ph: 8585909866 Email: media@localcircles.com

All content in this report is a copyright of LocalCircles. Any reproduction or redistribution of the graphics or the data therein requires the LocalCircles logo to be carried along with it.



Transparency International India (TII) is a leading non-political, independent, non-governmental anti-corruption organisation of India. TII has extensive expertise and understanding of issues of corruption in India. From villages in rural India to the corridors of power in Delhi, TII gives voice to the victims and witnesses of corruption. We work in constructive manner in the interest of the country together with Union and State governments, like minded civil society organizations, corporate, academia, media and common citizens. The main aim is to reduce corruption, bribery, create deterrence for abuse of power, promote good governance and the rule of law.

www.transparencyindia.org

Media contact: Brij Bhushan Singh Ph: 7827742035 Email: communications@transparencyindia.org

Disclaimer: This report was produced by Transparency International India and LocalCircles. Transparency International India and LocalCircles are not associated/affiliated to any external organization in India or abroad. No financial support is taken for this Publication. Every effort has been made to verify the accuracy of the information contained in this report. All information was believed to be correct as of 20 November 2019. Nevertheless, Transparency International India and LocalCircles cannot accept responsibility for the consequences of its use for other purposes or in other contexts.

TABLE OF CONTENTS

About Transparency International India

About Local Circles

Executive Summary

Current Anti-Corruption Scenario in India.....	1
India Corruption Survey 2017, 2018 & 2019: Comparison.....	2
India Corruption Survey 2019	6
Top 3 Corruption Prone Departments	12

India Corruption Survey 2019: State Wise

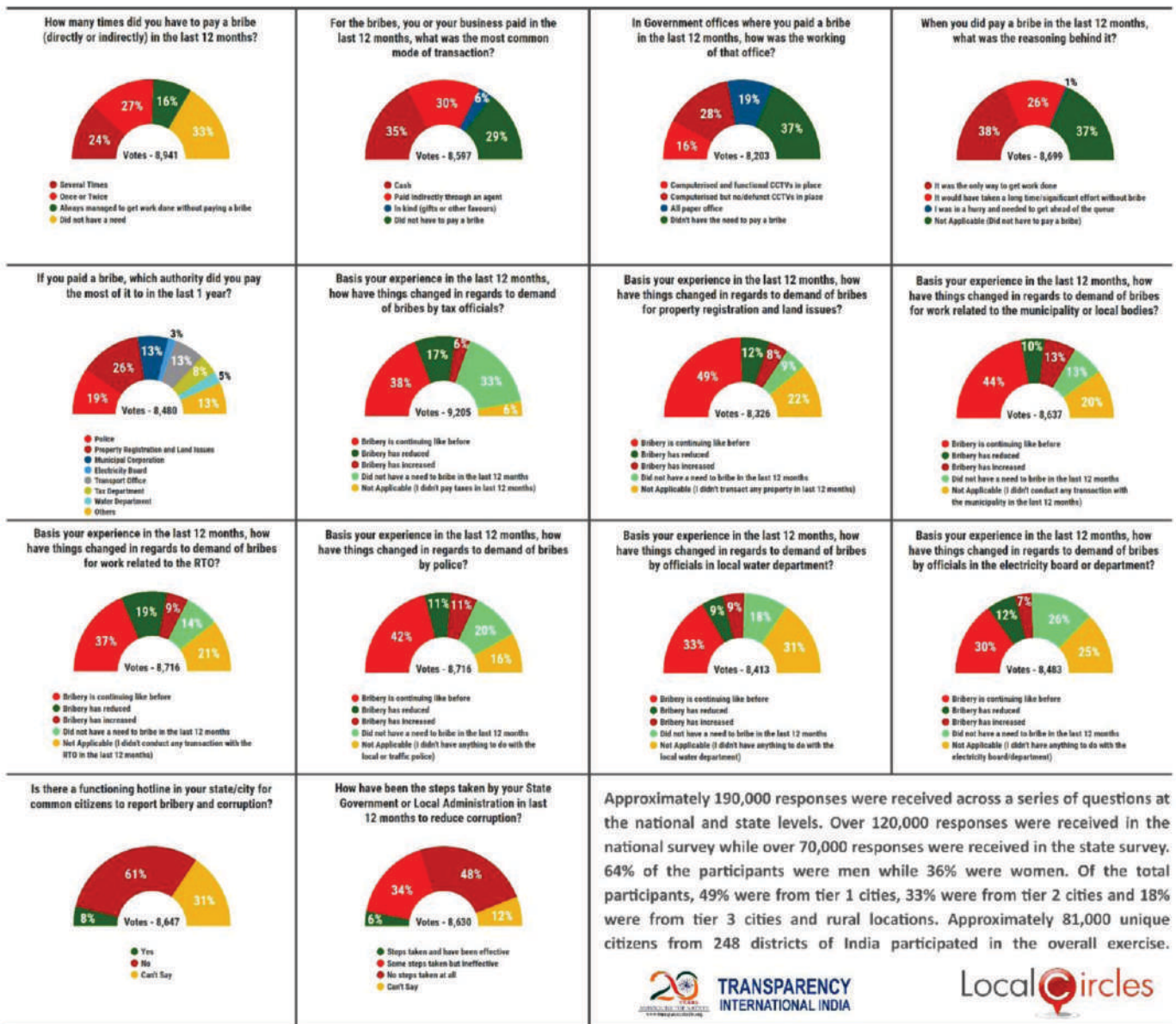
Andhra Pradesh.....	13
Bihar.....	14
Chhattisgarh.....	15
Delhi	16
Goa.....	17
Gujarat	18
Haryana.....	19
Jharkhand.....	20
Karnataka	21
Kerala	22
Madhya Pradesh	23
Maharashtra.....	24
Odisha	25
Punjab	26
Rajasthan.....	27
Tamil Nadu.....	28
Telangana.....	29
Uttar Pradesh.....	30
Uttarakhand.....	31
West Bengal	32
State-wise indicator of corruption levels.....	33
Top areas of corruption in value terms- State-wise.....	34
Demographics.....	35

EXECUTIVE SUMMARY

LocalCircles in collaboration with Transparency International India has concluded India Corruption Survey 2019 to ascertain the level of domestic corruption in the country and gather citizen pulse on corruption. This survey is being conducted third year in a row and has been compiled in this comprehensive report called the 'India Corruption Survey 2019'. Over **190,000 responses** were received from over **81,000 unique citizens**.

- ◆ Survey conducted in 20 states across the country.
- ◆ 56% citizens of the country had paid bribes, according to the 2018 survey. But this year's survey reveals a definite and noticeable reduction in the number of times bribes are paid by the citizens either directly or indirectly. **The reduced percentage of citizens is 51%.**
- ◆ The Prevention of Corruption (Amendment) Act 2018 which was hailed as a force that would deter the Government employees from indulging in bribery, has starting to show some effects, as is evident from the numbers from this year's survey.
- ◆ Awareness about existing state hotlines/helplines to report corruption is still a big issue as 61% citizens in this year's survey said they were unaware of any such hotline in their state.
- ◆ Although CCTVs are a slight deterrent, bribery still continues in Government offices despite major computerisation. Agents continue to thrive and cash is still the preferred way to pay bribes.
- ◆ Property registration and land issues is a top area of corruption
- ◆ Citizens say there has been no reduction in instances of bribery by police in the last 12 months.
- ◆ Majority said they paid bribes due to coercion or inefficiencies prevailing in Government offices.
- ◆ Only 6% citizens said that effective steps have been taken by their state Government or local administration to reduce corruption in the last 12 months
- ◆ **Delhi, Haryana, Gujarat, West Bengal, Kerala, Goa and Odisha** turned out to be the states where citizens reported low instances of corruption.
- ◆ **Rajasthan, Bihar, Uttar Pradesh, Telangana, Karnataka, Tamil Nadu, Jharkhand and Punjab** were the states where citizens reported higher instances of corruption.

India Corruption Survey 2019: 51% citizens paid a bribe in the last 12 months; property registration, police, municipality and transport top departments where bribes are demanded



All contents in the above graphic is a copyright of LocalCircles and if published or broadcasted, must carry the LocalCircles logo along with it.

Current Anti-Corruption Scenario in India

Anti-corruption movement in India has come a long way since 2011 from the demand of 'Jan Lok Pal' to the center's continuous crackdown on black money through demonetization, amendment of Benami transaction Act in 2016, etc.

The Lokpal as the apex institution dealing with corruption cases against public functionaries has been appointed after much controversy. The selection of the 8 member Lokpal was carried out on the basis of party lines, damaging the integrity of the institution at the beginning of its journey. The selection committee for Lokpal not only delayed the selections inordinately but was not transparent in the process, as observed by the court. Ever since its establishment, the Lokpal is flooded with frivolous complaints related to public grievances, service-related issues and pensions- thus undermining the purpose for which the institution was established in the first place.

Demonetization was an ambitious attempt to transform black money into mere scraps of paper. However, the attempt fell flat because through corrupt practices the ill-gotten money was legitimized ultimately, having a crippling effect on the Indian economy.

Besides, the black money scenario in the country is more alarming because as per the Black Money preliminary report tabled in the Lok Sabha in June 2019, Indians' unaccounted money in Abroad is in the range of 26 Lakh crore rupees to 24 Lakh Crores Rupees. The sectors which have the highest unaccounted income according to the report are real estate, mining, pharmaceuticals, film and education industry and so on.

The Anti-corruption watchdog-Central Vigilance Commission and Investigation Agency- Central Bureau of Investigation are failing to fulfil their respective roles. It seems that public confidence in these two premier institutions is dwindling due to the perceived image of inefficiency and manipulation in the commission as well as the substandard quality of investigation.

Recently, the government has been compulsorily retiring officers like CBIC officers, IRS officers, CBDT officers of higher ranks against whom there were charges of corruption, criminal offenses, smuggling and so on. This is being done to give a clear warning that unethical public behavior will not be tolerated by the government. Maintaining higher standards and integrity in bureaucracy is definitely a top priority in the country

The grim situation in the country continues because in the midst of partisan politics genuine efforts to curb corruption are being attacked and there is lack of political will on the part of the government involved both at the centre and state levels. There has been heavy reliance on legislation and judicial bodies in the past. The roles of civil servants who are both targets of anti-corruption measures and implementers of the same have been neglected. There is a need to integrate these insider personnel and involve them in the fight against corruption.

E-governance which is on the rise in the country can be a powerful weapon against corruption as it empowers the public, removes middlemen and advances citizen vigilance. But e-governance must be supplemented with improving access and quality of technology available. Political willingness on the part of the government in power really matters as well. Lessons available from different parts of the world and positive trends need to be incorporated in the transparency measures of our country in order to fight corruption tooth and nail.

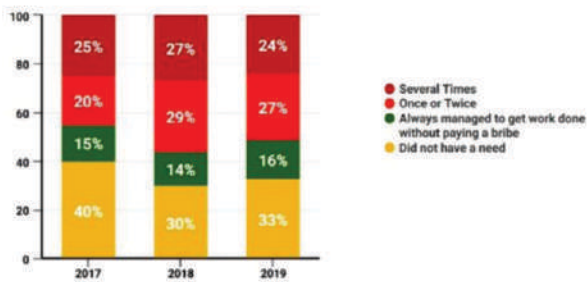
LocalCircles and Transparency International India together, host India's Online Anti-Corruption Community 'Together Against Corruption' which is the largest platform in the country to discuss any and every form of corruption that citizens of India come across. Anyone facing a corruption issue or knowledgeable about how to handle corruption can access the community at <http://bit.ly/fight-corruption-together>.

India Corruption Survey 2017, 2018 & 2019: Comparison

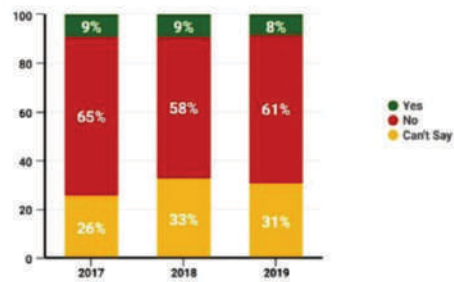
An attempt has also been made to compare the results of the last three year's survey with this latest survey so that it can be understood if any progress has been made in the fight against corruption.

India Corruption Survey 2019: Bribery reduces by 10% in comparison to 2018

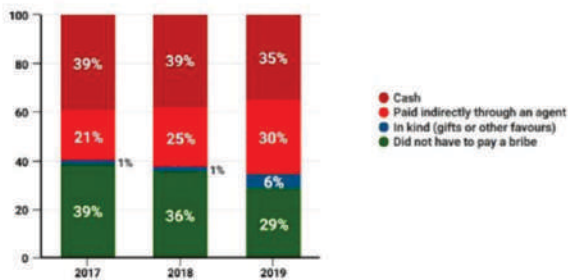
How many times did you have to pay a bribe (directly or indirectly) in the last 12 months?



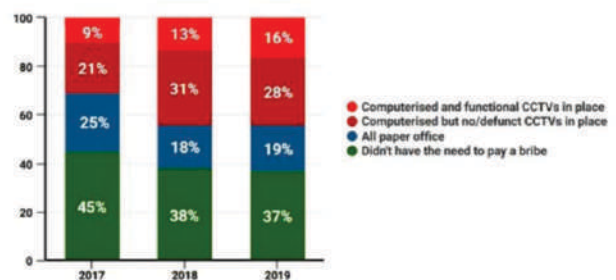
Is there a functioning hotline in your state/city for common citizens to report bribery and corruption?



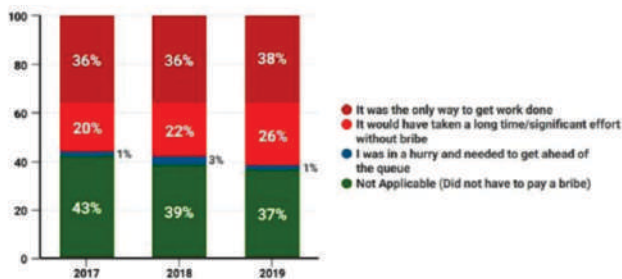
For the bribes, you or your business paid in the last 12 months, what was the most common mode of transaction?



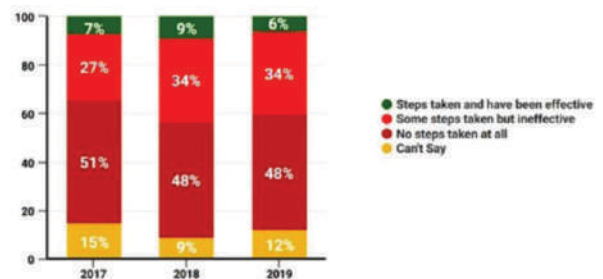
In Government offices where you paid a bribe in the last 12 months, how was the working of that office?



When you did pay a bribe in the last 12 months, what was the reasoning behind it?

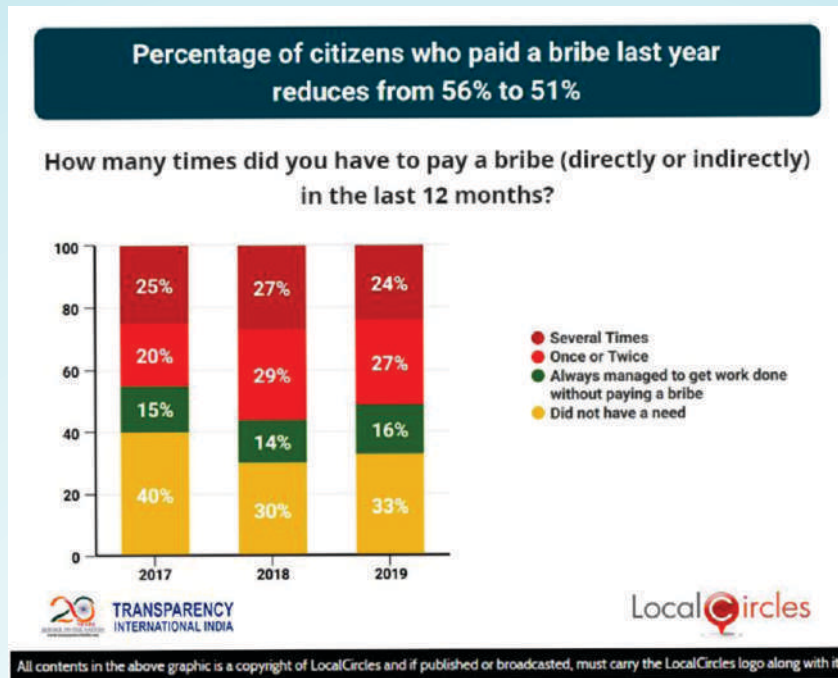


How have been the steps taken by your State Government or Local Administration in last 12 months to reduce corruption?



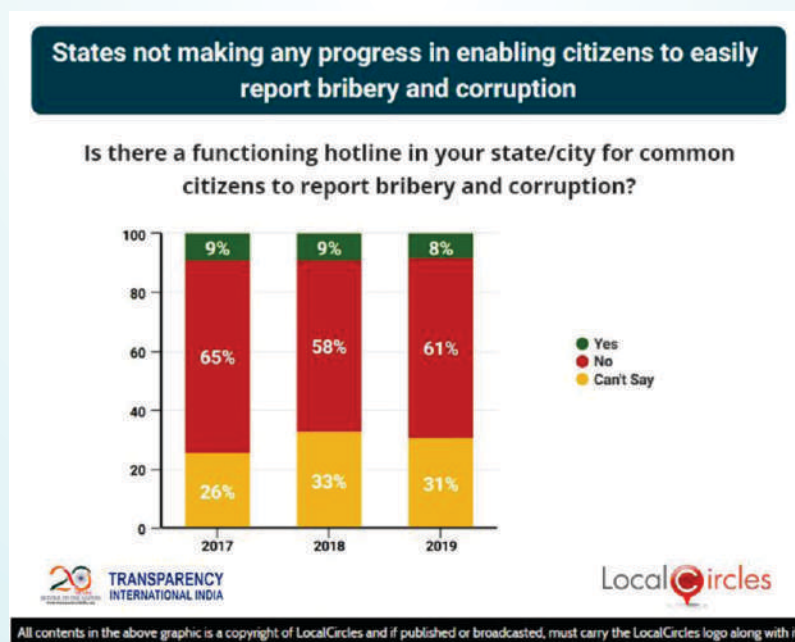
These polls were conducted on LocalCircles. Over 120,000 responses were received from over 40,000 unique citizens located in over 220 districts of India. Approximately 36% of the respondents were women while 64% were men. 49% of the participants were from Metro/Tier 1 cities, 33% from Tier 2 cities and 18% were from Tier 3 and rural locations.

Citizens Admitted to Paying Bribes



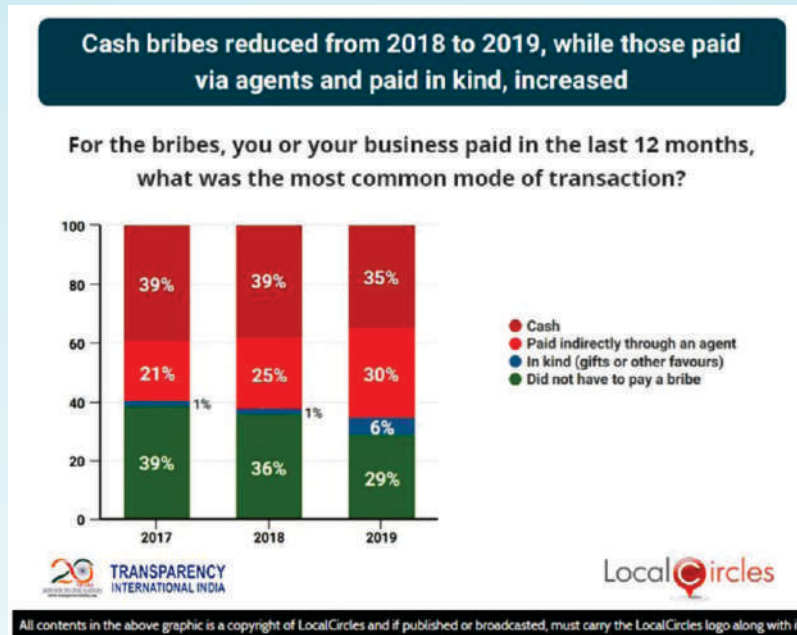
The percentage of citizens who paid a bribe this year has come down to 51% compared to 56% last year. This number stood at 45% in the year 2017. Upon reviewing citizen discussions in the online community “Together Against Corruption” on LocalCircles, it is evident that corruption took a dip in 2017 post demonetization as people did not have cash readily available to pay bribes at least for some part of the year. However, the dip from 2018 levels of 56% to 51% in 2019 is a positive trend without any external interventions.

Existence of Anti-Corruption Hotline/Helpline in State



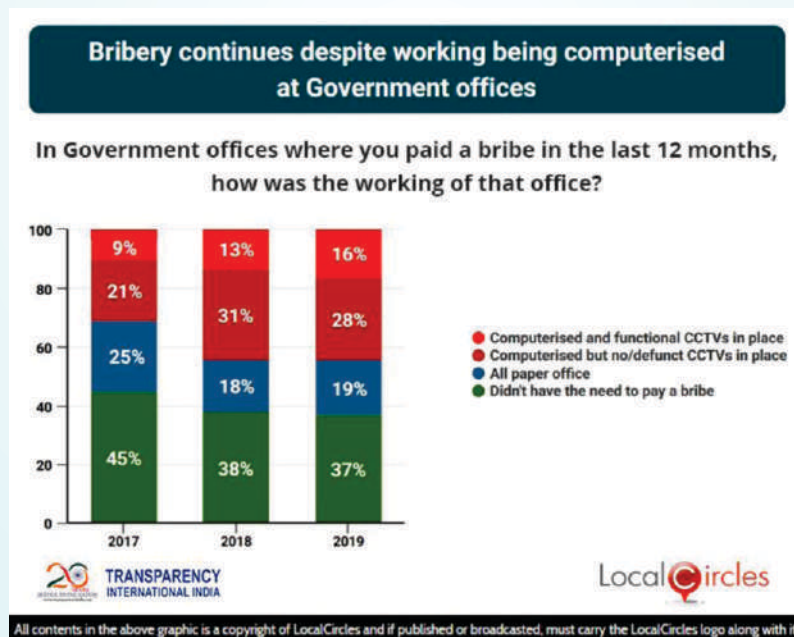
61% citizens this year, compared to 58% last year said that there is no functioning hotline in their state to easily report bribery and corruption. This shows that the states are not making any progress in enabling citizens to easily report cases of corruption.

Mode of Payment of Bribes



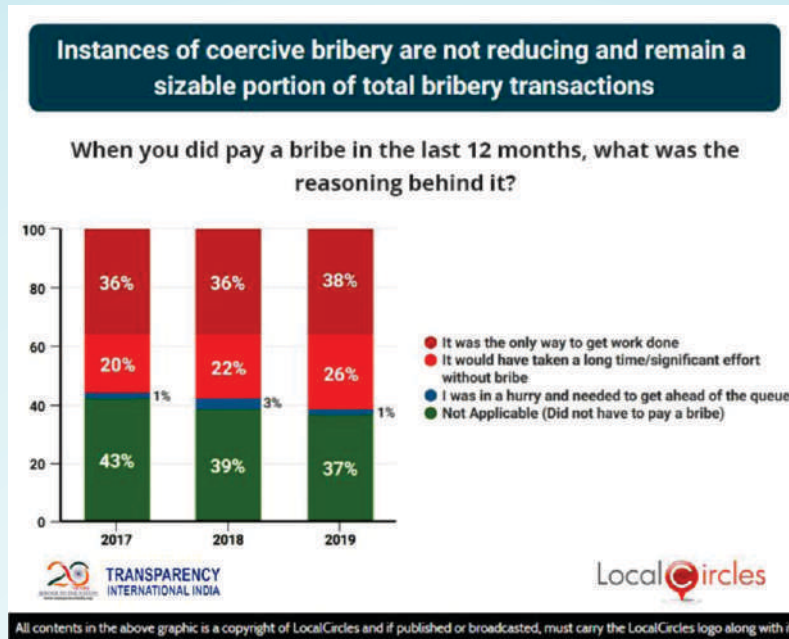
Just like the last 2 years, cash is still the preferred way to pay bribes. Although when compared with last year, cash bribes have reduced from 2018 to 2019, while those paid via agents and paid in kind increased.

Impact of Computerisation on Bribery/Corruption



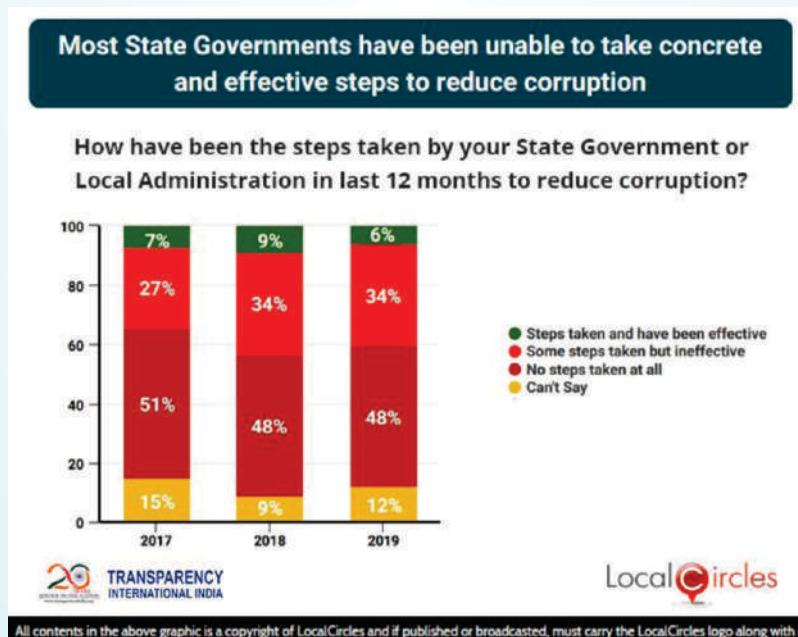
Computerisation continues to take place in an increasing number of Government offices but the results of this year's survey show that bribery continues despite workings being computerised at Government offices. 16% citizens this year compared with 13% last year said they paid bribes in Government offices which were completely computerised and also had functional CCTV cameras.

Instances of Corruption/Bribery



Instances of coercive bribery are not reducing and remain a sizable portion of total bribery transactions. Citizens who said bribe was the only way of getting work done increased from 36% in 2018 to 38% in 2019, and who paid bribes to get work done quickly increased from 22% last year to 26% this year.

Steps Taken by Government Authorities to Reduce Corruption/Bribery

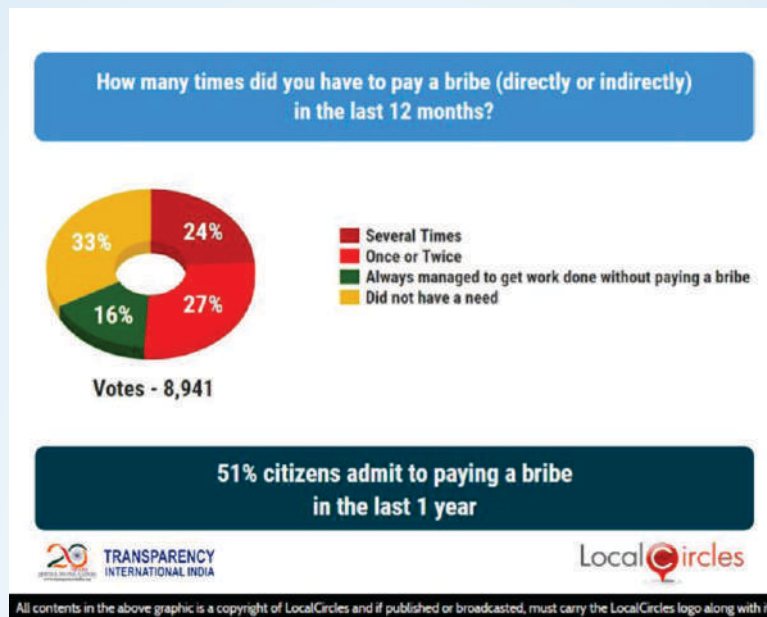


The survey also shows that most state Governments have been unable to take concrete and effective steps to reduce corruption. The percentage of citizens who felt that effective steps have been taken by their state Government reduced from 9% last year to 6% this year while the ones who said no steps have been taken remained constant at 48%.

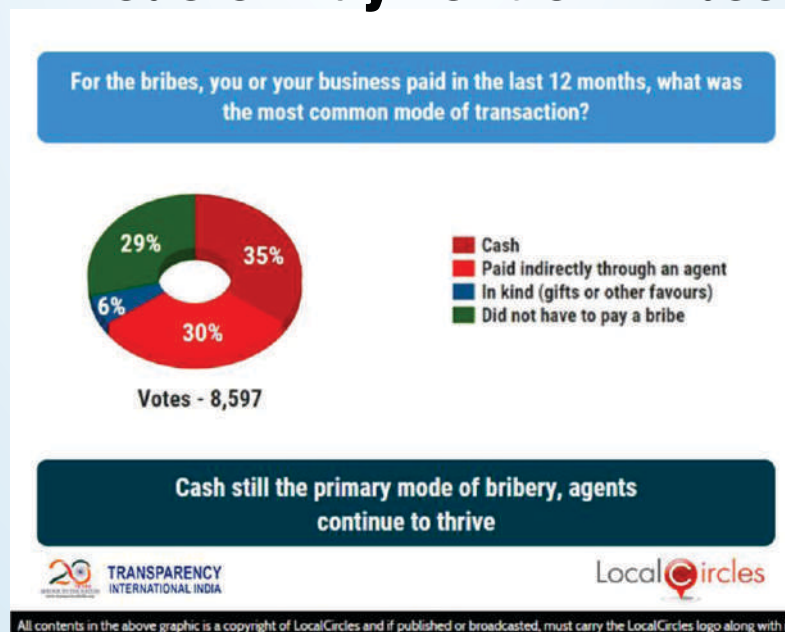
India Corruption Survey 2019

Citizens Admitted to Paying Bribes

In the first question, 24% citizens admitted to giving bribes several times in the last 12 months and 27% admitted to paying bribes once or twice. 16% said they always managed to get work done without paying a bribe while 33% said they did not have a need

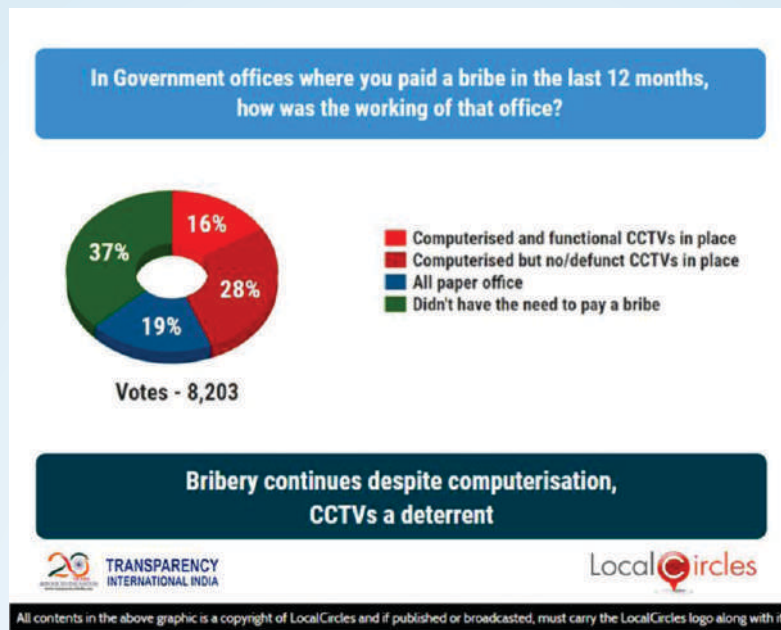


Mode of Payment of Bribes



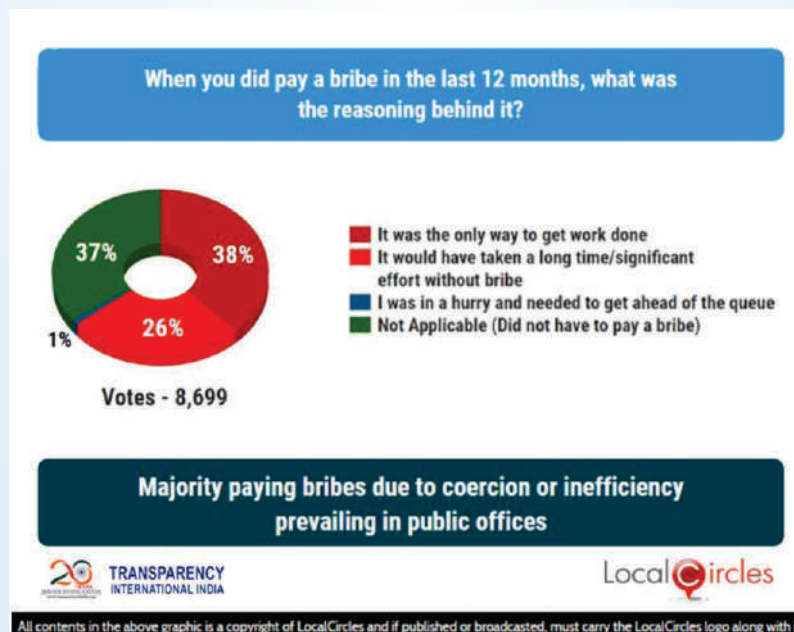
Cash is still the primary mode used to pay bribes with 35% saying they paid cash as bribes in the last 12 months to get their work done. 30% said they paid indirectly through an agent and 6% said they paid in form of gifts or other favours. 29% said they did not have a need to pay bribes.

Impact of Computerisation on Bribery/Corruption



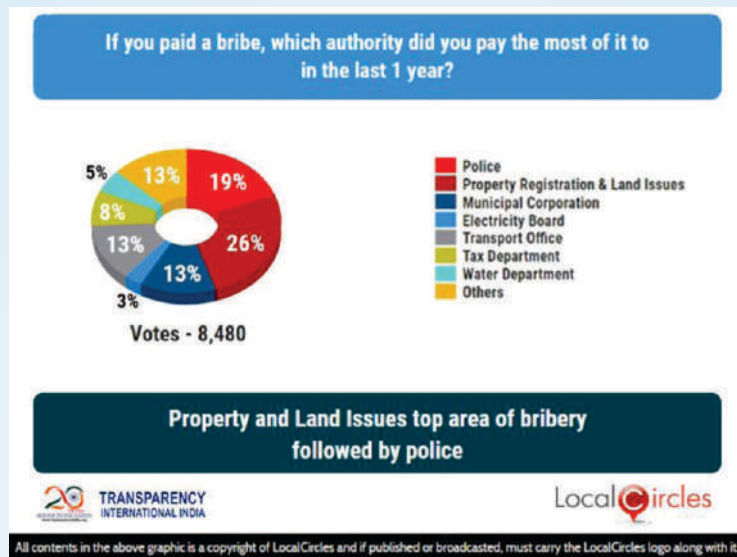
When asked in Government offices where they paid a bribe in the last 12 months how was the working of that office, 16% said it was computerised and had functional CCTVs in place, 28% said it was computerised but had no/defunct CCTVs in place while 19% said it

Instances of Corruption/Bribery



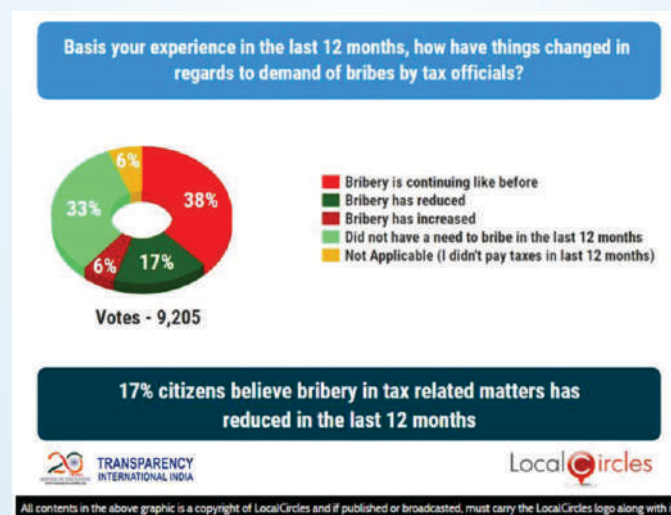
38% citizens said that they paid a bribe as it was the only way to get work done while 26% said it would have taken a long time and effort without a bribe. 37% said they did not have to pay a bribe.

Department to which Most Number of Bribes were Paid

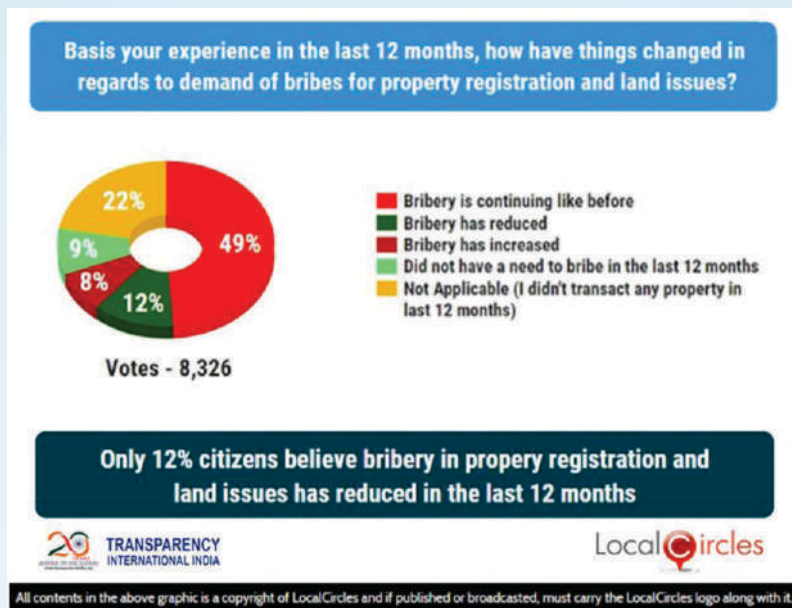


Property registration & land issues turned out to be the largest authority where citizens had to pay a bribe, with 26% citizens voting for it. 19% said police, 13% said municipal corporation, 3% said electricity board, 13% said transport office, 8% said tax department and 5% said water department. 13% said they paid a bribe to other authorities.

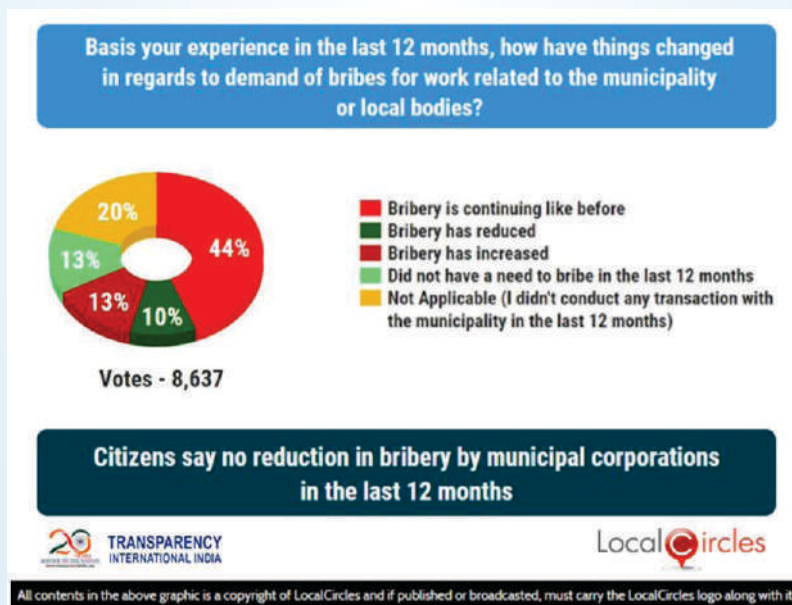
Sector-wise scenario of Corruption



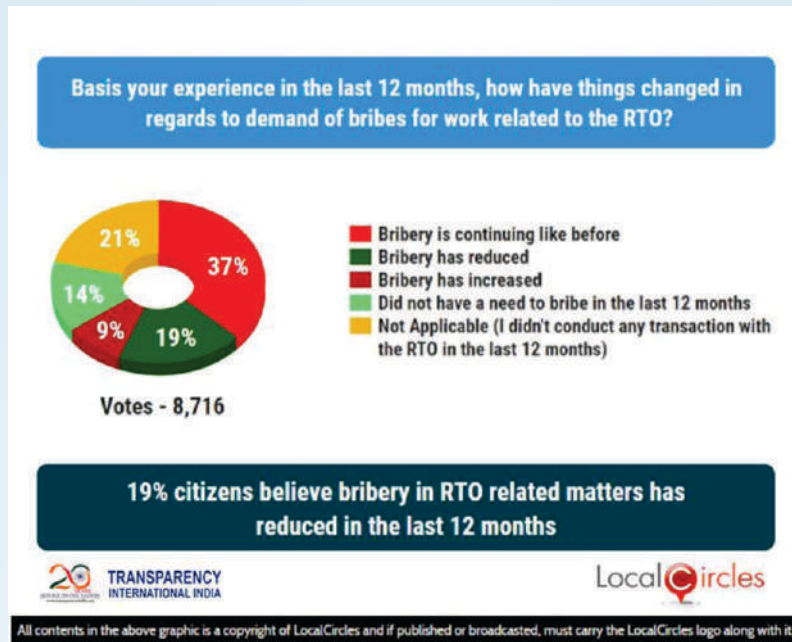
Tax Department: 17% citizens believe bribery in tax-related matters has reduced in the last 12 months while 6% said it has increased. 38% said it is continuing like before and 33% said they did not have a need to pay a bribe.



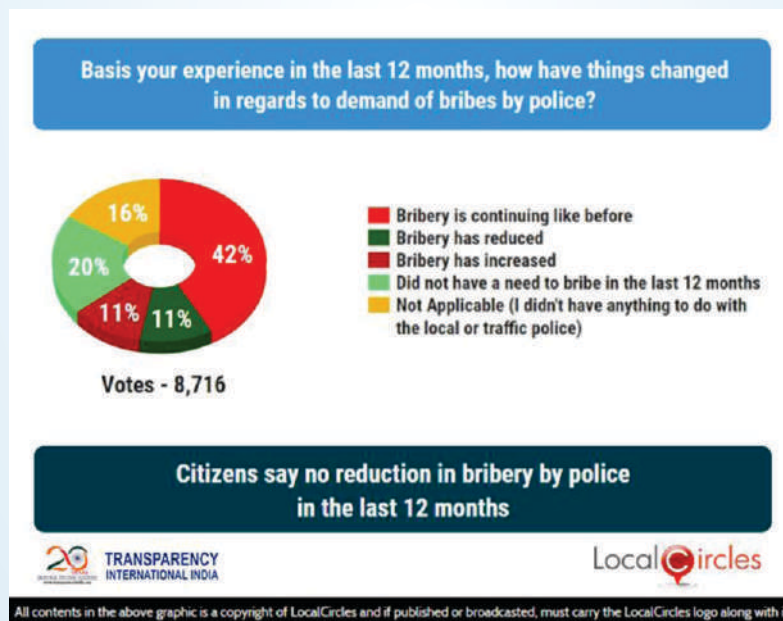
Property Registration & Land Issues: Only 12% citizens believe bribery in property registration and land issues has reduced in the last 12 months. 49% said bribery is continuing like before and 8% said it has increased. 9% said they did not need to pay a bribe.



Municipality & Local Bodies: When it came to demanding of bribes for work related to the municipality or local bodies, 10% citizens said it has reduced while 44% said it is continuing like before. 13% said bribery has increased and another 13% said they did not need to pay a bribe in the last year.



RTO: 19% citizens said they believe bribery in RTO related matters has reduced while 37% said it is the same as before. 9% said it has increased while 14% said they did not have a need to pay a bribe.



Police: 11% said bribery to police has reduced while 11% said it has increased. 42% said it is the same as before. 20% did not have a need to pay a bribe.

Basis your experience in the last 12 months, how have things changed in regards to demand of bribes by officials in local water department?



- Bribery is continuing like before
- Bribery has reduced
- Bribery has increased
- Did not have a need to bribe in the last 12 months
- Not Applicable (I didn't have anything to do with the local water department)

Votes - 8,413

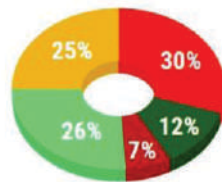
Citizens say no reduction in bribery by water departments in the last 12 months



All contents in the above graphic is a copyright of LocalCircles and if published or broadcasted, must carry the LocalCircles logo along with it.

Water Department: Coming to the local water department, 9% said bribery has increased while 9% said it has decreased. 33% said it is the same as before and 18% said they did not have a need to bribe.

Basis your experience in the last 12 months, how have things changed in regards to demand of bribes by officials in the electricity board or department?



- Bribery is continuing like before
- Bribery has reduced
- Bribery has increased
- Did not have a need to bribe in the last 12 months
- Not Applicable (I didn't have anything to do with the electricity board/department)

Votes - 8,483

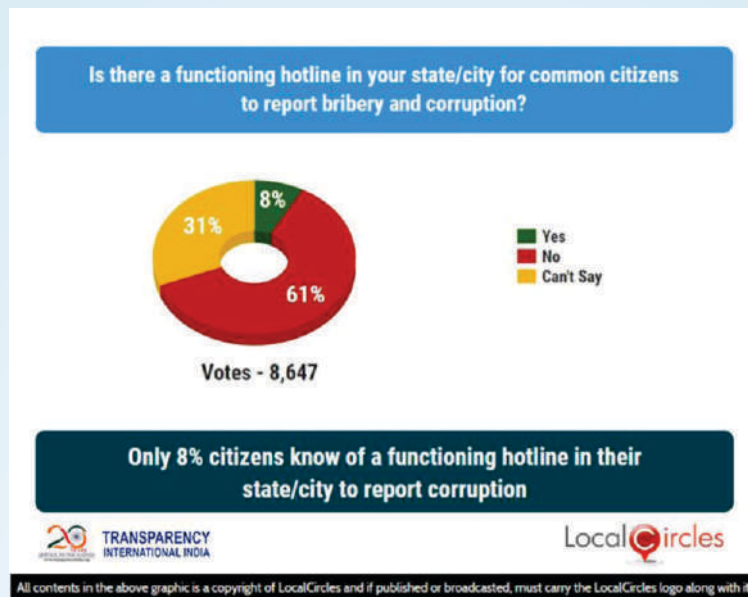
Only 12% citizens believe bribery in electricity boards has reduced in the last 12 months



All contents in the above graphic is a copyright of LocalCircles and if published or broadcasted, must carry the LocalCircles logo along with it.

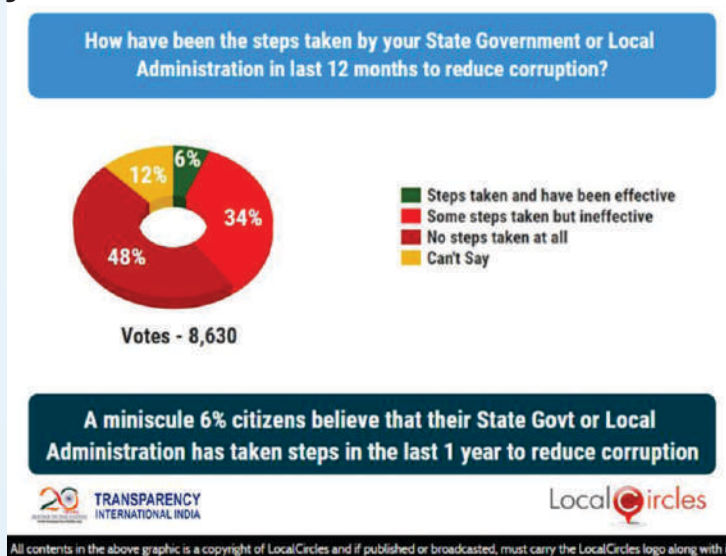
Electricity Board/Department: In regards to the demand of bribes by officials in the electricity board/department, 7% said it has increased and 12% it has decreased. 26% did not have a need to pay a bribe.

Existence of Anti-Corruption Hotline/Helpline in State



Only 8% said they know of a functioning hotline in their state/city to report bribery & corruption while 92% said they were neither aware of any such helpline nor are sure if such helpline/hotline exists.

Steps Taken by Government Authorities to Reduce Corruption/Bribery



6% in the following poll said that steps have been taken by their state Government or local administration to reduce corruption in the last 12 months and they have been effective while 34% said some steps have been taken but they have largely been ineffective. 48% said no steps have been taken at all.

Last year, the central Government identified some staff in the Finance Ministry who had corruption charges against them and relieved them of their duty. It did the same this year in CBIC and CBDT, hence setting precedence that corruption in Government departments will not be tolerated. It is imperative that various state Governments follow suit and the coloured employees are separated from the chain.

Top 3 Corruption Prone Departments

- Property Registration and Land Issues
- Police
- Municipal Corporation

ANDHRA PRADESH

Citizens Admitted to Paying Bribes or Instances of Corruption/Bribery

Andhra Pradesh: How many times did you pay a bribe (directly or indirectly) to local authorities in the last 1 year?



50% citizens of Andhra Pradesh paid a bribe in last 1 year



All contents in the above graphic is a copyright of LocalCircles and if published or broadcasted, must carry the LocalCircles logo along with it.

50% citizens of Andhra Pradesh who participated in the survey admitted to paying a bribe to get their work done, out of which 30% gave bribes several times (directly or indirectly) while 20% paid bribes once or twice (directly or indirectly). 30% said they got work done without paying a bribe.

Department to which Most Number of Bribes were Paid

Andhra Pradesh: Which local authority did you pay the most bribe to, in the last 1 year?



Property Registration and land issues top area of corruption in Andhra Pradesh



All contents in the above graphic is a copyright of LocalCircles and if published or broadcasted, must carry the LocalCircles logo along with it.

In terms of authority to which residents of Andhra Pradesh gave bribes, 43% gave bribes to property registration and land issues while 21% paid off the Municipal Corporation. 7% paid a bribe to the police and 29% paid bribes to others (Electricity Board, Transport Office, Tax Office, etc.)

Government data on corruption cases

The **National Crime Records Bureau**, abbreviated to **NCRB**, is a nodal governmental agency responsible for collecting and analysing crime since 1986. As per NCRB's "Crime in India 2017" report, number of corruption cases registered under Prevention of Corruption Act & related Sections of IPC in **Andhra Pradesh** was **2015-185, 2016-164 & 2017-199**.

Lokayukta

The Lokayukta is an apex anti-corruption ombudsman type organization in the Indian states. Currently, Justice P. Lakshmana Reddy is **Lokayukta**.

Vigilance Wing of State Government

The Vigilance Department is the arm of the government entrusted with the task of eradicating corruption and upholding the purity of administration. It is known as Andhra Pradesh Vigilance Commission.

BIHAR

Citizens Admitted to Paying Bribes or Instances of Corruption/Bribery

Bihar: How many times did you pay a bribe (directly or indirectly) to local authorities in the last 1 year?



75% citizens of Bihar paid a bribe in last 1 year



All contents in the above graphic is a copyright of LocalCircles and if published or broadcasted, must carry the LocalCircles logo along with it.

75% citizens of Bihar who participated in the survey admitted to paying a bribe to get their work done, out of which 50% gave bribes several times (directly or indirectly) while 25% paid bribes once or twice (directly or indirectly). 25% said they got work done without paying a bribe.

Department to which Most Number of Bribes were Paid

Bihar: Which local authority did you pay the most bribe to, in the last 1 year?



Property Registration and land issues top area of corruption in Bihar



All contents in the above graphic is a copyright of LocalCircles and if published or broadcasted, must carry the LocalCircles logo along with it.

In terms of authority to which residents of Bihar gave bribes, 47% gave bribes to property registration and land issues while 6% paid off the Municipal Corporation. 29% paid a bribe to the police and 18% paid bribes to others (Electricity Board, Transport Office, Tax Office, etc.)

Government data on corruption cases

The **National Crime Records Bureau**, abbreviated to **NCRB**, is a nodal governmental agency responsible for collecting and analysing crime since 1986. As per NCRB's "Crime in India 2017" report, number of corruption cases registered under Prevention of Corruption Act & related Sections of IPC in Bihar were **2015-112, 2016-164 & 2017-128**.

Lokayukta

The Lokayukta is an apex anti-corruption ombudsman type organization in the Indian states. Currently, Justice Shyam Kishore Sharma is **Lokayukta**.

Vigilance Wing of State Government

The Vigilance Department is the arm of the government entrusted with the task of eradicating corruption and upholding the purity of administration. It is known as Special Vigilance Unit or Vigilance Department.

CHHATTISGARH

Citizens Admitted to Paying Bribes or Instances of Corruption/Bribery

Chhattisgarh: How many times did you pay a bribe (directly or indirectly) to local authorities in the last 1 year?



57% citizens of Chhattisgarh paid a bribe in last 1 year



All contents in the above graphic is a copyright of LocalCircles and if published or broadcasted, must carry the LocalCircles logo along with it.

57% citizens of Chhattisgarh who participated in the survey admitted to paying a bribe to get their work done, out of which 43% gave bribes several times (directly or indirectly) while 14% paid bribes once or twice (directly or indirectly). 43% did not have a need to pay a bribe.

Department to which Most Number of Bribes were Paid

Chhattisgarh: Which local authority did you pay the most bribe to, in the last 1 year?



Bribes to Police top area of corruption in Chhattisgarh



All contents in the above graphic is a copyright of LocalCircles and if published or broadcasted, must carry the LocalCircles logo along with it.

In terms of authority to which residents of Chhattisgarh gave bribes, 20% gave bribes to property registration and land issues. 40% paid a bribe to the police and 40% paid bribes to others (Electricity Board, Transport Office, Tax Office, etc.)

Government data on corruption cases

The **National Crime Records Bureau**, abbreviated to **NCRB**, is a nodal governmental agency responsible for collecting and analysing crime since 1986. As per NCRB's "Crime in India 2017" report, number of corruption cases registered under Prevention of Corruption Act & related Sections of IPC in Chhattisgarh was **2015-50, 2016-61 & 2017-27**.

Lokayukta

The Lokayukta is an apex anti-corruption ombudsman type organization in the Indian states. Currently, Justice TP Sharma is Pramukh **Lokayukta**.

DELHI

Citizens Admitted to Paying Bribes or Instances of Corruption/Bribery

Delhi: How many times did you pay a bribe (directly or indirectly) to local authorities in the last 1 year?



46% citizens of Delhi paid a bribe in last 1 year



All contents in the above graphic is a copyright of LocalCircles and if published or broadcasted, must carry the LocalCircles logo along with it.

46% citizens of Delhi who participated in the survey admitted to paying a bribe to get their work done, out of which 25% gave bribes several times (directly or indirectly) while 21% paid bribes once or twice (directly or indirectly). 19% said they got work done without paying a bribe.

Department to which Most Number of Bribes were Paid

Delhi: Which local authority did you pay the most bribe to, in the last 1 year?



Bribes to Police and Property Registration top area of corruption in Delhi



All contents in the above graphic is a copyright of LocalCircles and if published or broadcasted, must carry the LocalCircles logo along with it.

In terms of authority to which residents of Delhi gave bribes, 26% gave bribes to property registration and land issues while 21% paid off the Municipal Corporation. 33% paid a bribe to the police and 20% paid bribes to others (Electricity Board, Transport Office, Tax Office, etc.)

Government data on corruption cases

The **National Crime Records Bureau**, abbreviated to **NCRB**, is a nodal governmental agency responsible for collecting and analysing crime since 1986. As per NCRB's "Crime in India 2017" report, number of corruption cases registered under Prevention of Corruption Act & related Sections of IPC in Delhi was **2015-31, 2016-16 & 2017-9**.

Lokayukta

The Lokayukta is an apex anti-corruption ombudsman type organization in the Indian states. Currently, Justice Reva Khetrpal is **Lokayukta**.

Vigilance Wing of State Government

The Vigilance Department is the arm of the government entrusted with the task of eradicating corruption and upholding the purity of administration. Delhi has a Directorate of Vigilance.

Citizens Admitted to Paying Bribes or Instances of Corruption/Bribery

Goa: How many times did you pay a bribe (directly or indirectly) to local authorities in the last 1 year?



Only 20% citizens of Goa paid a bribe in last 1 year



All contents in the above graphic is a copyright of LocalCircles and if published or broadcasted, must carry the LocalCircles logo along with it.

20% citizens of Goa who participated in the survey admitted to paying bribes once or twice (directly or indirectly) to get their work done. 40% said they got work done without paying a bribe while 40% did not have a need.

Department to which Most Number of Bribes were Paid

Goa: Which local authority did you pay the most bribe to, in the last 1 year?



Bribes to Electricity Board, Transport Office, Tax Office, etc. top area of corruption in Goa



All contents in the above graphic is a copyright of LocalCircles and if published or broadcasted, must carry the LocalCircles logo along with it.

In terms of authority to which residents of Goa paid bribes, all 100% paid bribes to others like Electricity Board, Transport Office, Tax Office, etc.

Government data on corruption cases

The **National Crime Records Bureau**, abbreviated to **NCRB**, is a nodal governmental agency responsible for collecting and analysing crime since 1986. As per NCRB's "Crime in India 2017" report, number of corruption cases registered under Prevention of Corruption Act & related Sections of IPC in Goa were 2015-11, 2016-11 & 2017-4.

Lokayukta

The Lokayukta is an apex anti-corruption ombudsman type organization in the Indian states. Currently, **Retd. Justice Prafulla Kumar Mishra** is Lokayukta & post of Uplokayukta is vacant as on 19 November 2019.

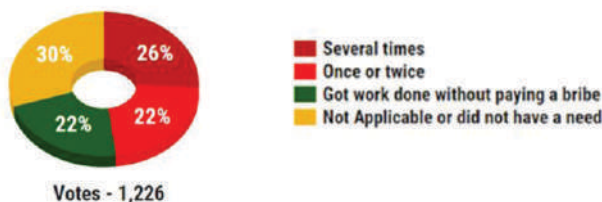
Vigilance Wing of State Government known as the Directorate of Vigilance

The Vigilance Department is the arm of the government entrusted with the task of eradicating corruption and upholding the purity of administration.

GUJARAT

Citizens Admitted to Paying Bribes or Instances of Corruption/Bribery

Gujarat: How many times did you pay a bribe (directly or indirectly) to local authorities in the last 1 year?



48% citizens of Gujarat paid a bribe in last 1 year



All contents in the above graphic is a copyright of LocalCircles and if published or broadcasted, must carry the LocalCircles logo along with it.

48% citizens of Gujarat who participated in the survey admitted to paying a bribe to get their work done, out of which 26% gave bribes several times (directly or indirectly) while 22% paid bribes once or twice (directly or indirectly). 22% said they got work done without paying a bribe

Department to which Most Number of Bribes were Paid

Gujarat: Which local authority did you pay the most bribe to, in the last 1 year?



Bribes to Police top area of corruption in Gujarat



All contents in the above graphic is a copyright of LocalCircles and if published or broadcasted, must carry the LocalCircles logo along with it.

In terms of authority to which residents of Gujarat gave bribes, 18% gave bribes to property registration and land issues while 29% paid off the Municipal Corporation. 41% paid a bribe to the police and 12% paid bribes to others (Electricity Board, Transport Office, Tax Office, etc.)

Government data on corruption cases

The **National Crime Records Bureau**, abbreviated to **NCRB**, is a nodal governmental agency responsible for collecting and analysing crime since 1986. As per NCRB's "Crime in India 2017" report, number of corruption cases registered under Prevention of Corruption Act & related Sections of IPC in Gujarat were 2015-305, 2016-258 & 2017-148.

Lokayukta

The Lokayukta is an apex anti-corruption ombudsman type organization in the Indian states. Currently, **Post of Lokayukta is vacant as on 19 November 2019.**

Vigilance Wing of State Government known as Gujarat Vigilance Commission

The Vigilance Department is the arm of the government entrusted with the task of eradicating corruption and upholding the purity of administration

HARYANA

Citizens Admitted to Paying Bribes or Instances of Corruption/Bribery

Haryana: How many times did you pay a bribe (directly or indirectly) to local authorities in the last 1 year?



44% citizens of Haryana paid a bribe in last 1 year



All contents in the above graphic is a copyright of LocalCircles and if published or broadcasted, must carry the LocalCircles logo along with it.

44% citizens of Haryana who participated in the survey admitted to paying a bribe to get their work done, out of which 22% gave bribes several times (directly or indirectly) while 22% paid bribes once or twice (directly or indirectly). 26% said they got work done without paying a bribe.

Department to which Most Number of Bribes were Paid

Haryana: Which local authority did you pay the most bribe to, in the last 1 year?



Bribes to Police top area of corruption in Haryana



All contents in the above graphic is a copyright of LocalCircles and if published or broadcasted, must carry the LocalCircles logo along with it.

In terms of authority to which residents of Haryana gave bribes, 12% gave bribes to property registration and land issues while 15% paid off the Municipal Corporation. 35% paid a bribe to the police and 38% paid bribes to others (Electricity Board, Transport Office, Tax Office, etc.)

Government data on corruption cases

The **National Crime Records Bureau**, abbreviated to **NCRB**, is a nodal governmental agency responsible for collecting and analysing crime since 1986. As per NCRB's "Crime in India 2017" report, number of corruption cases registered under Prevention of Corruption Act & related Sections of IPC in Haryana were 2015-206, 2016-139 & 2017-82.

Lokayukta

The Lokayukta is an apex anti-corruption ombudsman type organization in the Indian states. Currently, **Justice NAWAL KISHORE AGARWAL** is Lokayukta and there is no provision for a post of Uplokayukta.

Vigilance Wing of State Government known as The State Vigilance Bureau.

The Vigilance Department is the arm of the government entrusted with the task of eradicating corruption and upholding the purity of administration.

JHARKHAND

Citizens Admitted to Paying Bribes or Instances of Corruption/Bribery

Jharkhand: How many times did you pay a bribe (directly or indirectly) to local authorities in the last 1 year?



74% citizens of Jharkhand paid a bribe in last 1 year

20 TRANSPARENCY INTERNATIONAL INDIA

LocalCircles

All contents in the above graphic is a copyright of LocalCircles and if published or broadcasted, must carry the LocalCircles logo along with it.

74% citizens of Jharkhand who participated in the survey admitted to paying a bribe to get their work done, all of whom gave bribes several times (directly or indirectly). 13% said they got work done without paying a bribe.

Department to which Most Number of Bribes were Paid

Jharkhand: Which local authority did you pay the most bribe to, in the last 1 year?



Bribes to Police top area of corruption in Jharkhand

20 TRANSPARENCY INTERNATIONAL INDIA

LocalCircles

All contents in the above graphic is a copyright of LocalCircles and if published or broadcasted, must carry the LocalCircles logo along with it.

In terms of authority to which residents of Jharkhand gave bribes, 33% paid a bribe to the police and 67% paid bribes to others (Electricity Board, Transport Office, Tax Office, etc.)

Government data on corruption cases

The **National Crime Records Bureau**, abbreviated to **NCRB**, is a nodal governmental agency responsible for collecting and analysing crime since 1986. As per NCRB's "Crime in India 2017" report, number of corruption cases registered under Prevention of Corruption Act & related Sections of IPC in Jharkhand were 2015-76, 2016-119 & 2017-170.

Lokayukta

The Lokayukta is an apex anti-corruption ombudsman type organization in the Indian states. Currently, **Justice D.N. Upadhyay is Lokayukta & there is no provision for the post of Uplokayukta.**

Vigilance Wing of State Government known as the Anti-Corruption Bureau

The Vigilance Department is the arm of the government entrusted with the task of eradicating corruption and upholding the purity of administration.

KARNATAKA

Citizens Admitted to Paying Bribes or Instances of Corruption/Bribery

Karnataka: How many times did you pay a bribe (directly or indirectly) to local authorities in the last 1 year?



63% citizens of Karnataka paid a bribe in last 1 year



All contents in the above graphic is a copyright of LocalCircles and if published or broadcasted, must carry the LocalCircles logo along with it.

63% citizens of Karnataka who participated in the survey admitted to paying a bribe to get their work done, out of which 35% gave bribes several times (directly or indirectly) while 28% paid bribes once or twice (directly or indirectly). 9% said they got work done without paying a bribe.

Department to which Most Number of Bribes were Paid

Karnataka: Which local authority did you pay the most bribe to, in the last 1 year?



Property Registration and land issues top area of corruption in Karnataka



All contents in the above graphic is a copyright of LocalCircles and if published or broadcasted, must carry the LocalCircles logo along with it.

In terms of authority to which residents of Karnataka gave bribes, 40% gave bribes to property registration and land issues while 21% paid off the Municipal Corporation. 23% paid a bribe to the police and 16% paid bribes to others (Electricity Board, Transport Office, Tax Office, etc.)

Government data on corruption cases

The **National Crime Records Bureau**, abbreviated to **NCRB**, is a nodal governmental agency responsible for collecting and analysing crime since 1986. As per NCRB's "Crime in India 2017" report, number of corruption cases registered under Prevention of Corruption Act & related Sections of IPC in Karnataka were 2015-259, 2016-25 & 2017-289.

Lokayukta

The Lokayukta is an apex anti-corruption ombudsman type organization in the Indian states. Currently, Justice P. Vishwanatha Shetty is **Lokayukta** & Justice N. Ananda is **Uplokyukta**.

Vigilance Wing of State Government

The Vigilance Department is the arm of the government entrusted with the task of eradicating corruption and upholding the purity of administration. Karnataka has such a wing called The Anti corruption Bureau of Karnataka

KERALA

Citizens Admitted to Paying Bribes or Instances of Corruption/Bribery

Kerala: How many times did you pay a bribe (directly or indirectly) to local authorities in the last 1 year?



Only 10% citizens of Kerala paid a bribe in last 1 year



All contents in the above graphic is a copyright of LocalCircles and if published or broadcasted, must carry the LocalCircles logo along with it.

Only 10% citizens of Kerala who participated in the survey admitted to paying a bribe to get their work done, all of whom gave bribes several times (directly or indirectly). 50% said they got work done without paying a bribe and 40% did not have a need to pay a bribe.

Department to which Most Number of Bribes were Paid

Kerala: Which local authority did you pay the most bribe to, in the last 1 year?



Property Registration and land issues top area of corruption in Kerala



All contents in the above graphic is a copyright of LocalCircles and if published or broadcasted, must carry the LocalCircles logo along with it.

In terms of authority to which residents of Kerala gave bribes, 29% gave bribes to property registration and land issues while 14% paid off the Municipal Corporation. 14% paid a bribe to the police and 43% paid bribes to others (Electricity Board, Transport Office, Tax Office, etc.)

Government data on corruption cases

The **National Crime Records Bureau**, abbreviated to **NCRB**, is a nodal governmental agency responsible for collecting and analysing crime since 1986. As per NCRB's "Crime in India 2017" report, number of corruption cases registered under Prevention of Corruption Act & related Sections of IPC in Kerala were 2015-377, 2016-430 & 2017-142.

Lokayukta

The Lokayukta is an apex anti-corruption ombudsman type organization in the Indian states. Currently, Justice Cyrac Joseph is **Lokayukta** & Justice Babu Mathew P Joseph is **Uplokayukta**.

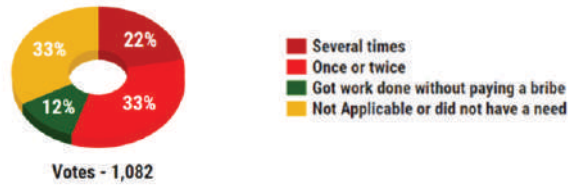
Vigilance Wing of State Government

The Vigilance Department is the arm of the government entrusted with the task of eradicating corruption and upholding the purity of administration. Kerala has its separate department called The Vigilance & Anti-Corruption Bureau.

MADHYA PRADESH

Citizens Admitted to Paying Bribes or Instances of Corruption/Bribery

Madhya Pradesh: How many times did you pay a bribe (directly or indirectly) to local authorities in the last 1 year?



55% citizens of Madhya Pradesh paid a bribe in last 1 year



All contents in the above graphic is a copyright of LocalCircles and if published or broadcasted, must carry the LocalCircles logo along with it.

55% citizens of Madhya Pradesh who participated in the survey admitted to paying a bribe to get their work done, out of which 22% gave bribes several times (directly or indirectly) while 33% paid bribes once or twice (directly or indirectly). 12% said they got work done without paying a bribe and 33% did not have a need.

Department to which Most Number of Bribes were Paid

Madhya Pradesh: Which local authority did you pay the most bribe to, in the last 1 year?



Property Registration and Municipal Corporation top area of corruption in Madhya Pradesh



All contents in the above graphic is a copyright of LocalCircles and if published or broadcasted, must carry the LocalCircles logo along with it.

In terms of authority to which residents of Madhya Pradesh gave bribes, 37% gave bribes to property registration and land issues while 38% paid off the Municipal Corporation. 25% paid bribes to others (Electricity Board, Transport Office, Tax Office, etc.)

Government data on corruption cases

The **National Crime Records Bureau**, abbreviated to **NCRB**, is a nodal governmental agency responsible for collecting and analysing crime since 1986. As per NCRB's "Crime in India 2017" report, number of corruption cases registered under Prevention of Corruption Act & related Sections of IPC in Madhya Pradesh were 2015-634, 2016-402 & 2017-294.

Lokayukta

The Lokayukta is an apex anti-corruption ombudsman type organization in the Indian states. Currently, Justice Naresh Kumar Gupta is **Lokayukta**.

Vigilance Wing of State Government

The Vigilance Department is the arm of the government entrusted with the task of eradicating corruption and upholding the purity of administration. Madhya Pradesh also has a Vigilance Department.

MAHARASHTRA

Citizens Admitted to Paying Bribes or Instances of Corruption/Bribery

Maharashtra: How many times did you pay a bribe (directly or indirectly) to local authorities in the last 1 year?



55% citizens of Maharashtra paid a bribe in last 1 year



All contents in the above graphic is a copyright of LocalCircles and if published or broadcasted, must carry the LocalCircles logo along with it.

55% citizens of Maharashtra who participated in the survey admitted to paying a bribe to get their work done, out of which 29% gave bribes several times (directly or indirectly) while 26% paid bribes once or twice (directly or indirectly). 18% said they got work done without paying a bribe.

Department to which Most Number of Bribes were Paid

Maharashtra: Which local authority did you pay the most bribe to, in the last 1 year?



Property Registration and Municipal Corporation top area of corruption in Maharashtra



All contents in the above graphic is a copyright of LocalCircles and if published or broadcasted, must carry the LocalCircles logo along with it.

In terms of authority to which residents of Maharashtra gave bribes, 28% gave bribes to property registration and land issues while 27% paid off the Municipal Corporation. 23% paid a bribe to the police and 22% paid bribes to others (Electricity Board, Transport Office, Tax Office, etc.)

Government data on corruption cases

The **National Crime Records Bureau**, abbreviated to **NCRB**, is a nodal governmental agency responsible for collecting and analysing crime since 1986. As per NCRB's "Crime in India 2017" report, number of corruption cases registered under Prevention of Corruption Act & related Sections of IPC in Maharashtra were 2015-**1279**, 2016-**1016** & 2017-**925**.

Lokayukta

The Lokayukta is an apex anti-corruption ombudsman type organization in the Indian states. Currently, Justice M. L. Tahaliyani is **Lokayukta** & Dr. Shri Dattatraya Padsalgikar is **Uplokayukta**.

Vigilance Wing of State Government

The Vigilance Department is the arm of the government entrusted with the task of eradicating corruption and upholding the purity of administration. Maharashtra has its own Vigilance Department.

Citizens Admitted to Paying Bribes or Instances of Corruption/Bribery

Odisha: How many times did you pay a bribe (directly or indirectly) to local authorities in the last 1 year?



40% citizens of Odisha paid a bribe in last 1 year



All contents in the above graphic is a copyright of LocalCircles and if published or broadcasted, must carry the LocalCircles logo along with it.

40% citizens of Odisha who participated in the survey admitted to paying a bribe to get their work done, out of which 20% gave bribes several times (directly or indirectly) while 20% paid bribes once or twice (directly or indirectly). 13% said they got work done without paying a bribe. 47% did not have a need to pay a bribe.

Department to which Most Number of Bribes were Paid

Odisha: Which local authority did you pay the most bribe to, in the last 1 year?



Property Registration and land issues top area of corruption in Odisha



All contents in the above graphic is a copyright of LocalCircles and if published or broadcasted, must carry the LocalCircles logo along with it.

In terms of authority to which residents of Odisha gave bribes, 75% gave bribes to property registration and land issues while 25% paid bribes to others (Electricity Board, Transport Office, Tax Office, etc.)

Government data on corruption cases

The **National Crime Records Bureau**, abbreviated to **NCRB**, is a nodal governmental agency responsible for collecting and analysing crime since 1986. As per NCRB's "Crime in India 2017" report, number of corruption cases registered under Prevention of Corruption Act & related Sections of IPC in Odisha were 2015- 456, 2016- 569 & 2017-494.

Lokayukta

The Lokayukta is an apex anti-corruption ombudsman type organization in the Indian states. Currently, Justice Ajit Singh is **Lokayukta**.

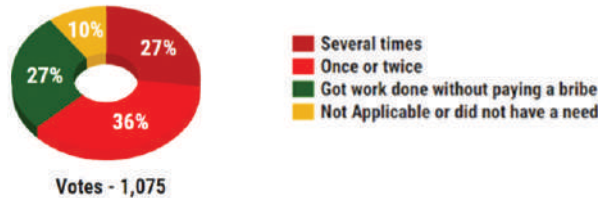
Vigilance Wing of State Government

The Vigilance Department is the arm of the government entrusted with the task of eradicating corruption and upholding the purity of administration. Odisha has such a wing called The Vigilance Directorate of Odisha.

PUNJAB

Citizens Admitted to Paying Bribes or Instances of Corruption/Bribery

Punjab: How many times did you pay a bribe (directly or indirectly) to local authorities in the last 1 year?



63% citizens of Punjab paid a bribe in last 1 year



All contents in the above graphic is a copyright of LocalCircles and if published or broadcasted, must carry the LocalCircles logo along with it.

63% citizens of Punjab who participated in the survey admitted to paying a bribe to get their work done, out of which 27% gave bribes several times (directly or indirectly) while 36% paid bribes once or twice (directly or indirectly). 27% said they got work done without paying a bribe.

Department to which Most Number of Bribes were Paid

Punjab: Which local authority did you pay the most bribe to, in the last 1 year?



Property Registration and land issues top area of corruption in Punjab



All contents in the above graphic is a copyright of LocalCircles and if published or broadcasted, must carry the LocalCircles logo along with it.

In terms of authority to which residents of Punjab gave bribes, 57% gave bribes to property registration and land issues while 14% paid off the Municipal Corporation. 21% paid a bribe to the police and 8% paid bribes to others (Electricity Board, Transport Office, Tax Office, etc.)

Government data on corruption cases

The **National Crime Records Bureau**, abbreviated to **NCRB**, is a nodal governmental agency responsible for collecting and analysing crime since 1986. As per NCRB's "Crime in India 2017" report, number of corruption cases registered under Prevention of Corruption Act & related Sections of IPC in Punjab were 2015-146, 2016-171 & 2017-167.

Lokayukta

The Lokayukta is an apex anti-corruption ombudsman type organization in the Indian states. Currently, Justice Vinod Kumar Sharma is **Lokayukta**.

Vigilance Wing of State Government

The Vigilance Department is the arm of the government entrusted with the task of eradicating corruption and upholding the purity of administration

RAJASTHAN

Citizens Admitted to Paying Bribes or Instances of Corruption/Bribery

Rajasthan: How many times did you pay a bribe (directly or indirectly) to local authorities in the last 1 year?



78% citizens of Rajasthan paid a bribe in last 1 year



All contents in the above graphic is a copyright of LocalCircles and if published or broadcasted, must carry the LocalCircles logo along with it.

78% citizens of Rajasthan who participated in the survey admitted to paying a bribe to get their work done, out of which 22% gave bribes several times (directly or indirectly) while 56% paid bribes once or twice (directly or indirectly). 22% did not have a need to pay a bribe.

Department to which Most Number of Bribes were Paid

Rajasthan: Which local authority did you pay the most bribe to, in the last 1 year?



Property Registration and land issues top area of corruption in Rajasthan



All contents in the above graphic is a copyright of LocalCircles and if published or broadcasted, must carry the LocalCircles logo along with it.

In terms of authority to which residents of Rajasthan gave bribes, 44% gave bribes to property registration and land issues. 33% paid a bribe to the police and 23% paid bribes to others (Electricity Board, Transport Office, Tax Office, etc.)

Government data on corruption cases

The **National Crime Records Bureau**, abbreviated to **NCRB**, is a nodal governmental agency responsible for collecting and analysing crime since 1986. As per NCRB's "Crime in India 2017" report, number of corruption cases registered under Prevention of Corruption Act & related Sections of IPC in Rajasthan were 2015-401, 2016-387 & 2017-404.

Lokayukta

The Lokayukta is an apex anti-corruption ombudsman type organization in the Indian states. Currently, Justice Justice S.S Kothari is **Lokayukta** & post of **Uplokyukta** is vacant as on **15 November 2019**.

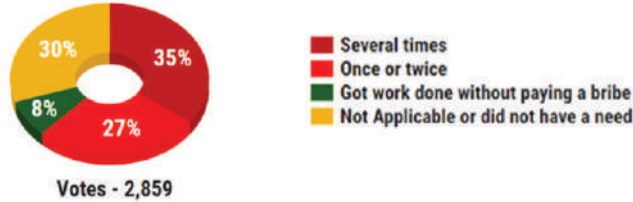
Vigilance Wing of State Government

The Vigilance Department is the arm of the government entrusted with the task of eradicating corruption and upholding the purity of administration

TAMILNADU

Citizens Admitted to Paying Bribes or Instances of Corruption/Bribery

Tamil Nadu: How many times did you pay a bribe (directly or indirectly) to local authorities in the last 1 year?



62% citizens of Tamil Nadu paid a bribe in last 1 year

TRANSPARENCY INTERNATIONAL INDIA

LocalCircles

All contents in the above graphic is a copyright of LocalCircles and if published or broadcasted, must carry the LocalCircles logo along with it.

62% citizens of Tamil Nadu who participated in the survey admitted to paying a bribe to get their work done, out of which 35% gave bribes several times (directly or indirectly) while 27% paid bribes once or twice (directly or indirectly). 8% said they got work done without paying a bribe and 30% did not have a need to pay a bribe.

Department to which Most Number of Bribes were Paid

Tamil Nadu: Which local authority did you pay the most bribe to, in the last 1 year?



Property Registration and land issues top area of corruption in Tamil Nadu

TRANSPARENCY INTERNATIONAL INDIA

LocalCircles

All contents in the above graphic is a copyright of LocalCircles and if published or broadcasted, must carry the LocalCircles logo along with it.

In terms of authority to which residents of Tamil Nadu gave bribes, 41% gave bribes to property registration and land issues while 19% paid off the Municipal Corporation. 15% paid a bribe to the police and 25% paid bribes to others (Electricity Board, Transport Office, Tax Office, etc.)

Government data on corruption cases

Government data on corruption cases: The **National Crime Records Bureau**, abbreviated to **NCRB**, is a nodal governmental agency responsible for collecting and analysing crime since 1986. As per NCRB's "Crime in India 2017" report, number of corruption cases registered under Prevention of Corruption Act & related Sections of IPC in Tamil Nadu was **2015-204, 2016-170 & 2017-257**.

Lokayukta

The Lokayukta is an apex anti-corruption ombudsman type organization in the Indian states. Currently, Tamil Nadu has enacted the **Lokayukta Act** but is yet to set up an official institution for anti-corruption.

Vigilance Wing of State Government

The Vigilance Department is the arm of the government entrusted with the task of eradicating corruption and upholding the purity of administration. Tamil Nadu has a Directorate of Vigilance and Anti-Corruption.

TELANGANA

Citizens Admitted to Paying Bribes or Instances of Corruption/Bribery

Telangana: How many times did you pay a bribe (directly or indirectly) to local authorities in the last 1 year?



67% citizens of Telangana paid a bribe in last 1 year



All contents in the above graphic is a copyright of LocalCircles and if published or broadcasted, must carry the LocalCircles logo along with it.

67% citizens of Telangana who participated in the survey admitted to paying a bribe to get their work done, out of which 56% gave bribes several times (directly or indirectly) while 11% paid bribes once or twice (directly or indirectly). 11% said they got work done without paying a bribe.

Department to which Most Number of Bribes were Paid

Telangana: Which local authority did you pay the most bribe to, in the last 1 year?



Property Registration and Municipal Corporation top area of corruption in Telangana



All contents in the above graphic is a copyright of LocalCircles and if published or broadcasted, must carry the LocalCircles logo along with it.

In terms of authority to which residents of Telangana gave bribes, 40% gave bribes to property registration and land issues while 33% paid off the Municipal Corporation. 7% paid a bribe to the police and 20% paid bribes to others (Electricity Board, Transport Office, Tax Office, etc.)

Government data on corruption cases

The National Crime Records Bureau, abbreviated to NCRB, is a nodal governmental agency responsible for collecting and analysing crime since 1986. As per NCRB's "Crime in India 2017" report, number of corruption cases registered under Prevention of Corruption Act & related Sections of IPC in Telangana it was 2015-193, 2016-89 & 2017-55

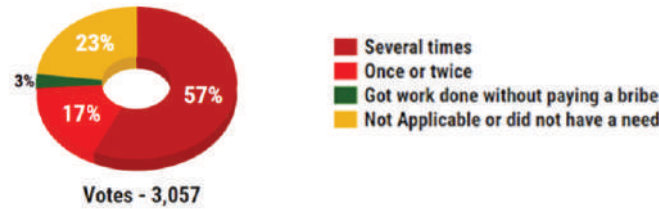
Vigilance Wing of State Government

The Vigilance Department is the arm of the government entrusted with the task of eradicating corruption and upholding the purity of administration. It is known as Telangana Vigilance Commission

UTTAR PRADESH

Citizens Admitted to Paying Bribes or Instances of Corruption/Bribery

Uttar Pradesh: How many times did you pay a bribe (directly or indirectly) to local authorities in the last 1 year?



74% citizens of Uttar Pradesh paid a bribe in last 1 year



All contents in the above graphic is a copyright of LocalCircles and if published or broadcasted, must carry the LocalCircles logo along with it.

74% citizens of Uttar Pradesh who participated in the survey admitted to paying a bribe to get their work done, out of which 57% gave bribes several times (directly or indirectly) while 17% paid bribes once or twice (directly or indirectly). Only 3% said they got work done without paying a bribe.

Department to which Most Number of Bribes were Paid

Uttar Pradesh: Which local authority did you pay the most bribe to, in the last 1 year?



Bribes to Police top area of corruption in Uttar Pradesh



All contents in the above graphic is a copyright of LocalCircles and if published or broadcasted, must carry the LocalCircles logo along with it.

In terms of authority to which residents of Uttar Pradesh gave bribes, 24% gave bribes to property registration and land issues while 5% paid off the Municipal Corporation. 34% paid a bribe to the police and 37% paid bribes to others (Electricity Board, Transport Office, Tax Office, etc.)

Government data on corruption cases

The **National Crime Records Bureau**, abbreviated to **NCRB**, is a nodal governmental agency responsible for collecting and analysing crime since 1986. As per NCRB's "Crime in India 2017" report, number of corruption cases registered under Prevention of Corruption Act & related Sections of IPC in Uttar Pradesh were 2015-60, 2016-30 & 2017-58

Lokayukta

The Lokayukta is an apex anti-corruption ombudsman type organization in the Indian states. Currently, Justice **Hon'ble Mr. Shambhu Singh Yadav** is Lokayukta.

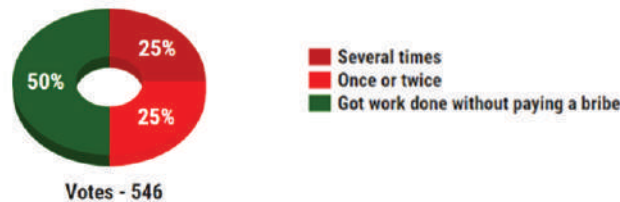
Vigilance Wing of State Government

The Vigilance Department is the arm of the government entrusted with the task of eradicating corruption and upholding the purity of administration

UTTARAKHAND

Citizens Admitted to Paying Bribes or Instances of Corruption/Bribery

Uttarakhand: How many times did you pay a bribe (directly or indirectly) to local authorities in the last 1 year?



Votes - 546

50% citizens of Uttarakhand paid a bribe in last 1 year



All contents in the above graphic is a copyright of LocalCircles and if published or broadcasted, must carry the LocalCircles logo along with it.

50% citizens of Uttarakhand who participated in the survey admitted to paying a bribe to get their work done, out of which 25% gave bribes several times (directly or indirectly) while 25% paid bribes once or twice (directly or indirectly). 50% said they got work done without paying a bribe.

Department to which Most Number of Bribes were Paid

Uttarakhand: Which local authority did you pay the most bribe to, in the last 1 year?



Votes - 548

Property Registration and land issues top area of corruption in Uttarakhand



All contents in the above graphic is a copyright of LocalCircles and if published or broadcasted, must carry the LocalCircles logo along with it.

In terms of authority to which residents of Uttarakhand gave bribes, 67% gave bribes to property registration and land issues while 33% paid bribes to others (Electricity Board, Transport Office, Tax Office, etc.)

Government data on corruption cases

The **National Crime Records Bureau**, abbreviated to **NCRB**, is a nodal governmental agency responsible for collecting and analysing crime since 1986. As per NCRB's "Crime in India 2017" report, number of corruption cases registered under Prevention of Corruption Act & related Sections of IPC in Uttarakhand were 2015-20, 2016-28 & 2017-13.

Lokayukta

The Lokayukta is an apex anti-corruption ombudsman type organization in the Indian states. Currently, **Post of Lokayukta is vacant as on 15 November 2019.**

Vigilance Wing of State Government

The Vigilance Department is the arm of the government entrusted with the task of eradicating corruption and upholding the purity of administration

WEST BENGAL

Citizens Admitted to Paying Bribes or Instances of Corruption/Bribery

West Bengal: How many times did you pay a bribe (directly or indirectly) to local authorities in the last 1 year?



46% citizens of West Bengal paid a bribe in last 1 year



All contents in the above graphic is a copyright of LocalCircles and if published or broadcasted, must carry the LocalCircles logo along with it.

46% citizens of West Bengal who participated in the survey admitted to paying a bribe to get their work done, out of which 36% gave bribes several times (directly or indirectly) while 10% paid bribes once or twice (directly or indirectly). 18% said they got work done without paying a bribe and 36% did not have a need to pay a bribe.

Department to which Most Number of Bribes were Paid

West Bengal: Which local authority did you pay the most bribe to, in the last 1 year?



Bribes to Police top area of corruption in West Bengal



All contents in the above graphic is a copyright of LocalCircles and if published or broadcasted, must carry the LocalCircles logo along with it.

In terms of authority to which residents of West Bengal gave bribes, 17% gave bribes to property registration and land issues while 21% paid off the Municipal Corporation. 45% paid a bribe to the police and 17% paid bribes to others (Electricity Board, Transport Office, Tax Office, etc.)

Government data on corruption cases

Government data on corruption cases: The **National Crime Records Bureau**, abbreviated to **NCRB**, is a nodal governmental agency responsible for collecting and analysing crime since 1986. As per NCRB's "Crime in India 2017" report, number of corruption cases registered under Prevention of Corruption Act & related Sections of IPC in West Bengal was **2015-18, 2016-16& 2017-15**.

Lokayukta

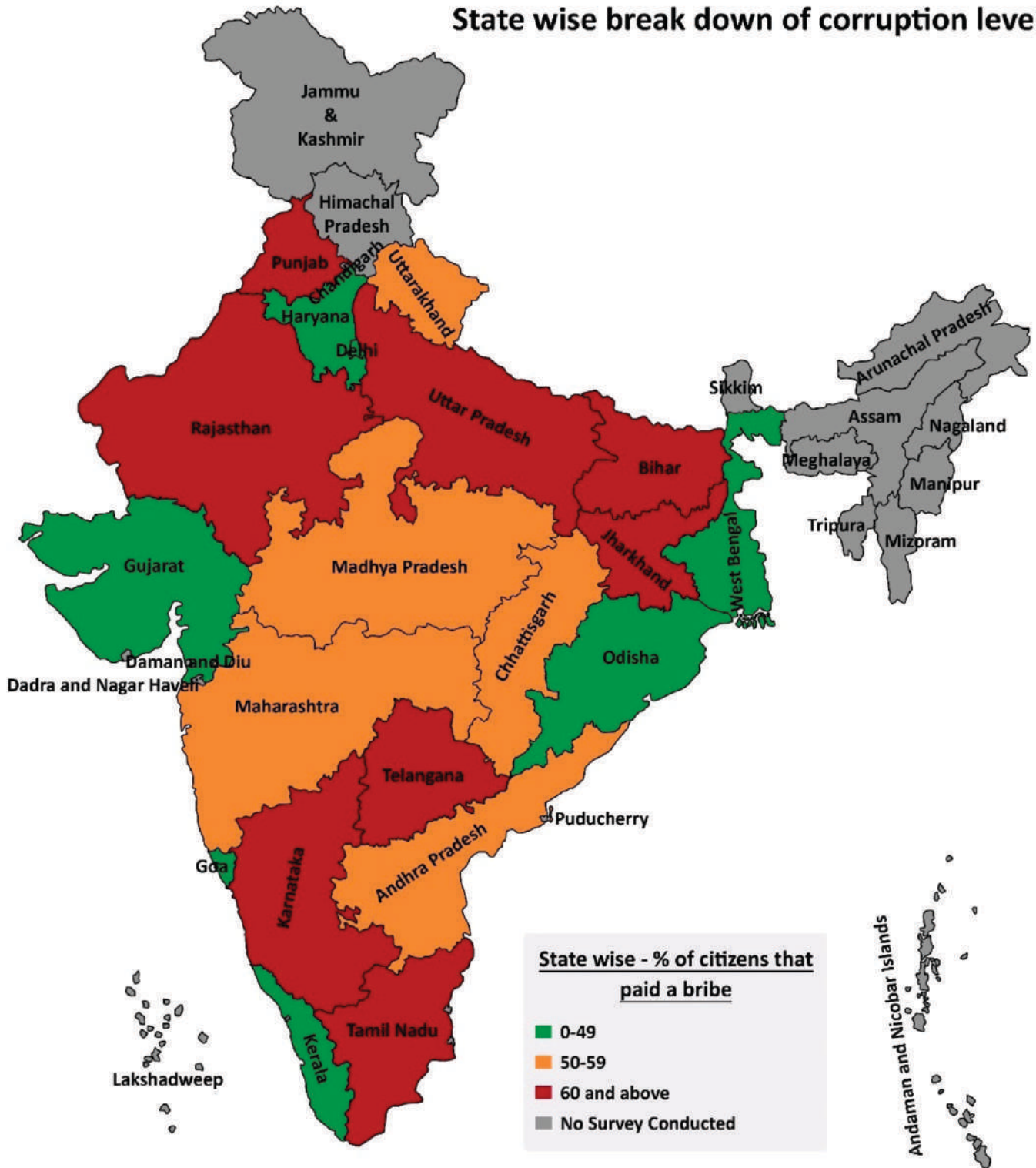
The Lokayukta is an apex anti-corruption ombudsman type organization in the Indian states. Currently, Justice Ashim Kumar Roy is **Lokayukta**.

Vigilance Wing of State Government

The Vigilance Department is the arm of the government entrusted with the task of eradicating corruption and upholding the purity of administration. West Bengal has a State Vigilance Commission.

India Corruption Survey 2019

State wise break down of corruption levels

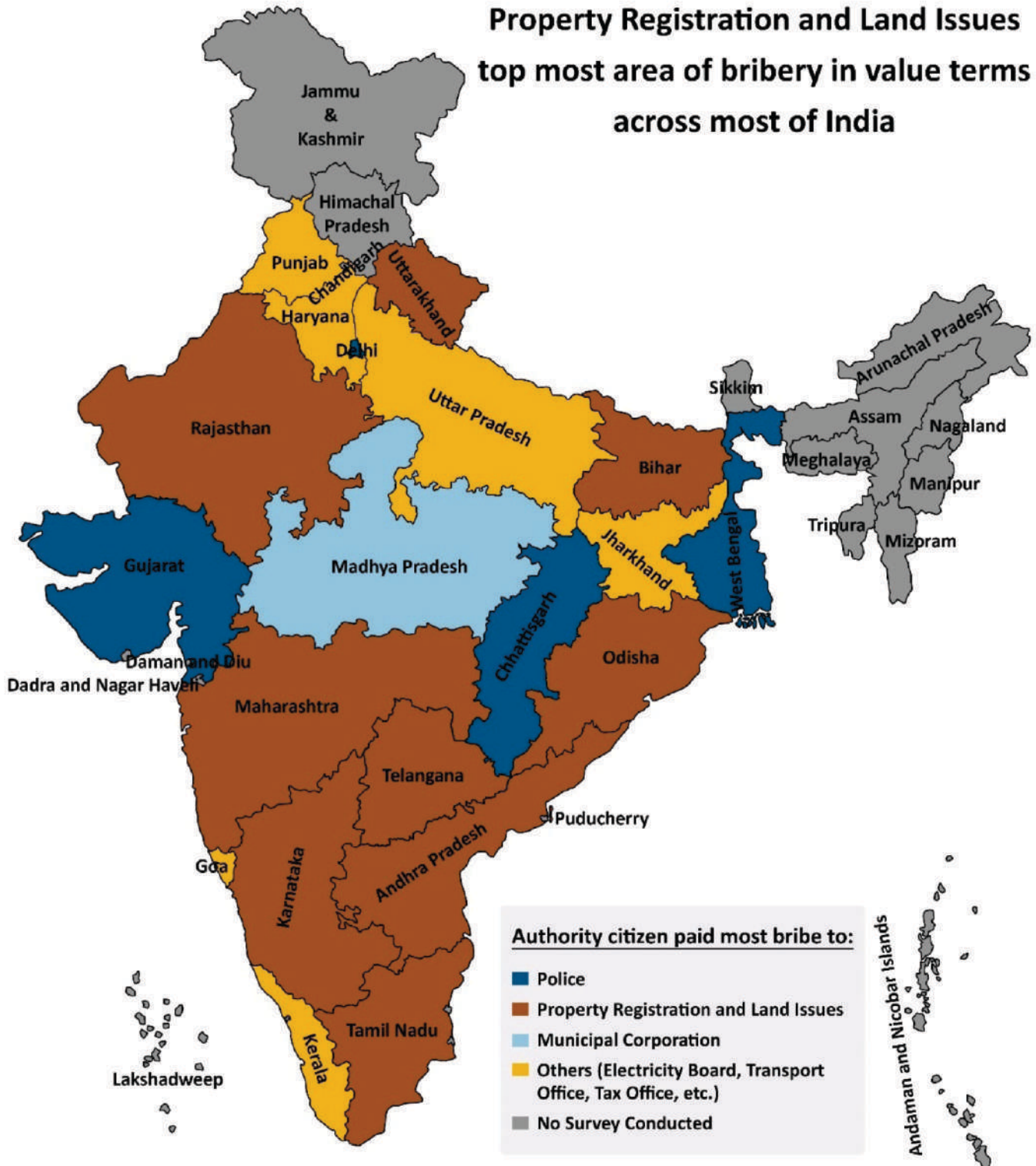


State wise - % of citizens that paid a bribe

- 0-49
- 50-59
- 60 and above
- No Survey Conducted

India Corruption Survey 2019

**Property Registration and Land Issues
top most area of bribery in value terms
across most of India**



DEMOGRAPHICS

Approximately 190,000 responses were received across a series of questions at the national and state levels. Over 120,000 responses were received in the national survey while over 70,000 responses were received in the state survey. 64% of the participants were men while 36% were women. Of the total participants, 49% were from tier 1 cities, 33% were from tier 2 cities and 18% were from tier 3 cities and rural locations. Approximately 81,000 unique citizens from 248 districts of India participated in the overall exercise.

Transparency International India

Qr. No 4 Lajpat Bhawan, Lajpat Nagar -IV,
New Delhi -110024, India

E-mail : info@transparencyindia.org

www.transparencyindia.org

LocalCircles India Pvt. Ltd.

2413, 4th Floor, Tower 2

Express Trade Towers 2 Sector 132

Noida, India 201301

www.localcircles.com